

freo graphic

JULY 2021

newsletter



This Month

Against the Light:

Is an image in which the main source of illumination comes from behind the subject as opposed to the front or sides.

Sunbaking Jan Robinson

President's Report



The club meets at 7.30pm on the first and third Tuesday of every month (except January) at the North Fremantle Community Hall: 4 Thompson Road, North Fremantle (Harvest Road end). See the map at the bottom of our home page: www.fremantlecameraclub.com.

The first Tuesday is an educational evening and the third Tuesday is competition night. In addition there are social outings organised to improve and share our photography skills. See information in this month's Freographic and on the website. Guests are always welcome. Become a club member today!

Welcome to Freographic July 2021 issue

Stop the Press! Jan has advised that we've now got until 28 July to get Perth Royal Show photographic entries in and she should know, she practically runs the competition! So don't delay getting your best entries in. It's a lot of fun. <https://perthroyalshow.com.au/competitions/competition-entries/photography/>

There seem to be some big competitions happening at the moment – and I'm not just thinking of the Olympic Games. The APS and WAPF PrintWest comps are the big ones in photography coming up so stay tuned for announcements.

July has been a very wet month – wettest for 20 years they say – and I doubt many of us have been out and about with cameras, but if you are and you'd like some company, please let everyone know either by email to me and I can send out a group email or jump on Facebook. It would be wonderful if club members could organise some group activities so that we can catch up socially and for some happy snapping. The committee works very hard keeping club meetings going, and the more everyone helps out the more vibrant a club we are. Hopefully the sunny days of August and the hint of spring will get us all outdoors together. Until then, keep warm, safe and healthy.

Jane Fraser

President

Contact emails

The following email addresses have been set up for FCC business.

Secretary: secretary.fremantlecameraclub@gmail.com

Treasurer: treasurer.fremantlecameraclub@gmail.com

Freographic: editor.fremantlecameraclub@gmail.com

Website: web.fremantlecameraclub@gmail.com

Digital competition entries: fremantlecameraclub@gmail.com



ROYAL
AGRICULTURAL
SOCIETY
of WA

PHOTOGRAPHIC COMPETITION

DEADLINE
EXTENDED

Perth's Biggest Ticket is Back and so is the Photographic Competition!

The Perth Royal Show Perth National Photographic Exhibition
is the most prestigious industry competition held in WA.

The team at the Royal Agricultural Society of WA is pleased to announce
that Perth's Biggest Ticket, the 2021 Perth Royal Show is back and so
is the prestigious Photographic Competition!



The 2021 Photographic is now open for entries,
but closes on **Wednesday July 28, 2021, 4.30pm** so be sure to
be quick and enter now.

Images can be entered in one of six (6) classes.

1. Youth
2. Open Colour
3. Nature
4. Australian Rural Life
5. Creative / Altered Reality
6. Monochrome

For details see:

[https://perthroyalshow.com.au/competitions/
competition-entries/photography/](https://perthroyalshow.com.au/competitions/competition-entries/photography/)



Upcoming Education Night August 3rd

Michael Gho

Our presenter for August will be Michael Gho

Michael is a self-taught photographer that came from working in Finance and lives in Western Australia.

The majority of his work involves the night sky, landscape astrophotography.

He also photographs a variety of other subjects including commercial, event, portraiture, video and timelapses.

He received the international Photo Nightscape award 2015, Western Australia Astrofest 2014, honourable mentions Astrofest 2014 and 2016 and accepted for exhibitions 2015 and 2017. Honourable mention David Malin awards 2014. His work is shown in numerous books, newspapers and magazines. Michael has also created work for Google 360,WA



Museum permanent time lapse display, Australian Geographic,WA Opera, Tourism WA,Brand Ambassador for Topaz and Skywatcher and twice for NASA with astronomy pictures.

Take a look at his website for an array of amazing photos that we would hope to aspire to one day.

<https://astrophotobear.com/>



Education Report

Liz Barker

Our June Education night was presented via zoom due to our lockdown and sadly we didn't get to meet Liz Barker in person. Liz enlightened our club with an amazing presentation of her work.

The stories of her travels, her ability to think outside the box to attain a different perspective of an image were brilliant. The variations of urban and natural landscapes in black and white, along with the adaptations of colours to create an image were inspiring. Her creative talent attested to taking a different objective from spending time in quarantine, by producing a range of images from the experience.

Liz has a special talent and I am not surprised she has won many awards.

We were also fortunate to see the original photo and learn how Liz adapted it into the amazing finished image, via cropping and positioning to capture your attention. Liz also recommended looking at Jay Vulture's work which has inspired her photography.

Vulture Labs | Photography | Black and white long exposure photography
<https://www.vulturelabs.photography/#!>

A few from the club have asked if we can organize a workshop in the future with Liz. Hopefully we can organise an event with Liz as I'm sure many members would be inspired by her creativity.

Marlene Bishop
Education Officer



Liz Barker Photography
<https://lizbarkerphotography.com/>

Liz (@lizbnw229) • Instagram photos and videos

Liz Barker (@lizb229) • Instagram photos and videos

What Makes Photography Art?

by Taya Ivanova

(<https://expertphotography.com/what-makes-photography-art/>)

What Is Fine Art Photography?

We all see beauty in different places. What stands out to you might seem unappealing to someone else, and vice versa. Fine art photography doesn't have a definition of its own. But it does attract those who share a specific vision. Fine art photographs are created as carefully as paintings. They're often difficult to create in one session. They stand out because of their details, compositions, and meanings. Most importantly, they're visions that are far more than simple snapshots. These descriptions sound vague because fine art itself is ever-changing. Here are a few examples that might give you a better idea of what this genre is all about.



Many conceptual photos, especially surreal ones, are considered to be fine art. Some involve optical illusions, carefully placed objects, or even heavily edited compositions. These take a long time to perfect.

But you don't need to be a Photoshop master to create a conceptual image. Oleg Oprisco finds and creates eye-catching compositions without depending on an editing program.

Other photographers, like Alex Stoddard, prefer to do the opposite.

Fine art doesn't just focus on portraits or surrealism. Sometimes, a fine art photograph just focuses on a simple object, like a leaf, that has a lot of interesting details.



Are My Photos Fine Art?

Your photos can be anything you want them to be. Your faith in your own work will help it evolve into something even more magnificent than you imagined.

This might sound really fluffy, but it has helped me trust my own creative instincts.

Another thing that has helped me is asking myself simple questions about my photos. Here are a few that you can ask yourself as you study your own work:

- How does this photo make me feel?
- How long did it take me to plan this photo shoot?



- What's the lighting like in this photo? Is it artificial or natural, controlled or spontaneous?

We often take photos without thinking about or appreciating our abilities. Your answers won't give you any specific results, but they will give you a better idea of the kind of work you create.

Taking the time to study your work will help you sharpen that fine art photography instinct.

Fine Art Should Make You Feel Something

In his podcast about art, photographer Martin Bailey perfectly described fine art. No matter how unusual or simple the subject is, it will make you feel things.

It doesn't have to inspire you to go out and conquer the world. But it might speak to your heart through its beauty, its colours, or its subject's pose.

Some fine art photos won't speak to you through anything at all. Their simple existence will just remind you of a personal experience. They can create feelings of nostalgia, sadness, joy, or something completely different.

Here's an example.

Even though this photo was taken in Georgia, it reminds me of my hometown, a place that's far away from Georgia. Thanks to the cat and summery atmosphere, I'm reminded of my childhood. I feel at home when I look at this portrait.

Depending on your life experiences, you'll probably feel something

different when you look at this image.

What do you feel when you look at it? What kind of photos have the biggest impact on you?

Expose Yourself to Your Versions of Fine Art

The definition of beauty is flexible. Nobody can tell you what should or shouldn't be fine art. The best way to create fine art photos that you love is to expose yourself to your version of art.


Study your favourite photographers' photos. Find artists whose work makes you feel, no matter how obscure or popular their genre is.

The more images you expose yourself to, the easier it will be to discover your taste. Don't worry about subconsciously copying their ideas or styles.

Once you have a better idea of what you admire about art, you'll be able to take photos that accurately and uniquely reflect that admiration.

If you're not sure where to begin, here are a few photographers whose work is considered fine art by many artists:

1. **Paul Apal'Kin** takes photos of people in studios.
2. **Rosie Hardy** photographs people in magical locations.
3. **Daniel Fleischhacker** captures the true beauty of nature.
4. **Alexandra Sophie** takes atmospheric photos of women.
5. **Yuichiro Miyano** photographs people in square format.



Fine Art Photography Ideas

You can learn more about fine art by working on various photography projects.

Here are a few that will help you familiarise yourself with the genre:

1. Moody Lighting

Photograph an object in moody lighting. Your lighting doesn't have to be professional. It can be direct or subtle, natural or artificial.

This will enable you to work exclusively with light and find potential in details.



4. Photograph Patterns

Find patterns and symmetry in nature. The great outdoors is filled with an abundance of fine art subjects including trees, beaches, and skies.


Symmetry, curves, and even crookedness can all be used to create an eye-catching photo.



2. Play With Colours

Play with colours. Fine art photos don't have to be realistic. If you enjoy colour correcting and editing your photos, experiment with unnatural tones.


This will encourage you to get out of your comfort zone and embrace unusual themes.



5. Try More Creative Angles

Experiment with angles and rotation. A simple rotation can completely change the meaning of your image. A slight change in perspective can transform a simple location into one that someone would want to hang on their wall.


Don't be afraid to play with angles and rotations during your photo shoot and in your editing program.



3. Use Simple Backgrounds

Take photos in simple locations. To make your subject stand out, photograph it in a location with very few distractions.

This can be a field on a cloudy day or a white room with no furniture.



Conclusion

So what makes photography art? The answer to this question depends on your photography style, where you find inspiration, and how you take photos.

In my opinion, what makes photography art is the imagination, dedication, and time that you pour into your work. It's the time you invest in researching, understanding, and admiring the fine art genre.

Many photographers agree that what makes photography art is something anyone would want to exhibit in a gallery. It's a work of art that would make almost anyone feel something.

It's something you'd want to see on a wall, in a gallery, or on the cover of a book.

What do you think?

JULY FCC Extras

We will try to add some extras information to each newsletter. If anyone has any extras, they would like to share please email [Marlene marleneab@iinet.net.au](mailto:Marlene.marleneab@iinet.net.au) or asmalle@iinet.net.au. This can be an event, podcast, website, workshop or anything that might benefit our photography world.

WEBSITES FOR INSPIRATION

I AM. – KD2016_Website_Wordpress (kerendobia.com.au)

<http://www.kerendobia.com.au/wordpress/portfolio/i-am/>

Ray Collins Photo - International Award Winning Photographer

<https://raycollinsphoto.com/>

Leila Jeffreys

<https://www.leilajeffreys.com/>

PODCAST

Turning bird photography into fine art: Leila Jeffreys - Australian Geographic

<https://www.australiangeographic.com.au/podcast/leila-jeffreys-turning-bird-photography-into-fine-art/>

Eight photography podcasts you should be listening to now - Australian Photography

<https://www.australianphotography.com/news/eight-photography-podcasts-you-should-be-listening-to-now>

EXHIBITIONS

RESET: Multi-Artist Residency - Perth Centre For Photography (pcp.org.au)

<https://www.pcp.org.au/exhibitions/current-exhibitions/reset-2021/>

EXHIBITIONS - Perth Centre For Photography (pcp.org.au)


<https://www.pcp.org.au/exhibitions/>

Club Competition Nights

This Months Subject: Against the Light

Is an image in which the main source of illumination comes from behind the subject as opposed to the front or sides.

Judge: Nick Melidonis



Gold
Beach photographer
Steve Crocker



Gold
Sunbaking
Jan Robinson



Silver
Blessings
Matt Landy



Silver
INCENSE
Phil Burrows



Silver
Day's End
Jane Fraser



Silver
PRAYERS
Marlene Bishop



Silver
Fishing from the jetty
Jeff Spickett




Silver
Sunrise at Lancelin
Pat Halloran


Digital Open



Gold
Canola
Shirley Johnson



Gold
N.Z. Autumn
Phil Burrows



Gold
Colourful Night
Jason Eagle



Gold
On the Tree Stump
Jan Robinson




Silver
Making a Bee Line
Christine Chester




Silver
Campfire Gallery
 Dave Lester



Silver
Delivery
 Adam Smalley



Silver
Top of steps
 Jeff Spickett



Silver
Shades of Green
 Pat Halloran



Silver
Carpet Above
 Coral Jenkins



Silver
On Guard
 Yuri Grinbergs



Silver
Powerstation at sunset
 Ben Clark


Print Subject



Silver
Swallow and Reeds
Nadine Henley



Silver
Landing
Jeff Spickett



Silver
Dancing in the Ailse
Pat Halloran

Print Open



Gold
Walking The Fog
Pat Halloran



Gold
Mad Hatter
Adam Smalley

Digital Results

Results of Monthly Competition: 20 July

SUBJECT		
Gold	<i>Beach photographer</i>	Steve Crocker
	<i>Sunbaking</i>	Jan Robinson
Silver	<i>Blessings</i>	Matt Landy
	<i>Day's End</i>	Jane Fraser
	<i>Fishing from the jetty</i>	Jeff Spickett
	<i>INCENSE</i>	Phil Burrows
	<i>PRAYERS</i>	Marlene Bishop
Bronze	<i>Sunrise at Lancelin</i>	Pat Halloran
	<i>Clouds</i>	Jeff Simper
	<i>Early Morning Start</i>	Christine Chester
	<i>Fishing Against the Light</i>	Andy Outh-Aut
	<i>Graffiti</i>	Jason Eagle
	<i>Hint of Grebe</i>	Ben Clark
	<i>Pincushion hakea</i>	Liz Smith
	<i>Rigging</i>	Lawrie Beilin
	<i>Umbrellas Against the Light</i>	Mary Outh-Aut

OPEN		
Gold	<i>Canola</i>	Shirley Johnson
	<i>Colourful Night</i>	Jason Eagle
	<i>On the Tree Stump</i>	Jan Robinson
	<i>N.Z. Autumn</i>	Phil Burrows
Silver	<i>Carpet Above</i>	Coral Jenkins
	<i>Campfire Gallery</i>	Dave Lester
	<i>Delivery</i>	Adam Smalley
	<i>Making a Bee Line</i>	Christine Chester
	<i>On Guard</i>	Yuri Grinbergs
	<i>Powerstation at sunset</i>	Ben Clark
	<i>Shades of Green</i>	Pat Halloran
	<i>Top of steps</i>	Jeff Spickett
	Bronze	
	<i>40+C Delhi slum</i>	Matt Landy
	<i>Alberta Landscape</i>	Helena Kristel
	<i>Jumping down</i>	Carol Zaugg
	<i>Protea</i>	Steve Crocker

Scores to July 2021

SUBJECT DIGITAL	
Jason Eagle	19
Adam Smalley	17
Ben Clark	16
Jane Fraser	14
Jan Robinson	14
Deb Faulder	13
Pat Halloran	13
Marlene Bishop	11
Jeff Spickett	11
Liz Smith	10
Christine Chester	10
Phil Burrows	10

OPEN DIGITAL	
Jan Robinson	19
Ben Clark	19
Pat Halloran	18
Jason Eagle	17
Christine Chester	17
Phil Burrows	15
Adam Smalley	15
Deb Faulder	14
Yuri Grinbergs	12
Alan Park	12
Coral Jenkins	11

Print Results

SUBJECT		
Silver	<i>Landing</i>	Jeff Spickett
	<i>Dancing in the Ailse</i>	Pat Halloran
	<i>Swallow and Reeds</i>	Nadine Henley
Bronze	<i>Ascent</i>	Lawrie Beilin
	<i>Construction Indian Style</i>	Matt Landy
	<i>Budburst Vine</i>	Liz Smith
	<i>Light at the end of the Tunnel</i>	Adam Smalley
	<i>Moon Setting-Dawn</i>	Coral Jenkins

OPEN		
Gold	<i>Walking The Fog</i>	Pat Halloran
	<i>Mad Hatter</i>	Adam Smalley
Bronze	<i>Lesmurdie Falls</i>	Liz Smith
	<i>Short Sharp Shower</i>	Steve Crocker
	<i>Street Corner</i>	Jeff Spickett
	<i>Flowing Fog</i>	Marlene Bishop

Scores to July 2021	SUBJECT PRINT		OPEN PRINT	
	Adam Smalley	21	Adam Smalley	26
	Jeff Spickett	16	Pat Halloran	20
	Pat Halloran	16	Jeff Spickett	13
	Coral Jenkins	13	Lawrie Beilin	12
	Lawrie Beilin	13	Matt Landy	11
	Nadine Henley	8	Steve Crocker	10
	Liz Smith	8	Nadine Henley	8
	Marlene Bishop	8	Liz Smith	7
	Alan Park	6	Coral Jenkins	7
	Steve Crocker	6	Alan Park	6
	Matt Landy	4	Marlene Bishop	6

Club Subjects

Competition nights are held the third Tuesday of each month. The subjects for the monthly competitions have been set by the Committee and are as follows: Please pay careful attention to the definitions.

AUGUST

Landscape: (The Grace Munday)

An image of any scape taken at twilight either morning or evening.

SEPTEMBER

Book or Film Title:

Illustrating the title of a published book or commercially released film. It is thought that a well-known title would have more appeal than an obscure one. To assist in the judging, titles would have to be announced.

OCTOBER

Action:

An image depicting a person or people doing something in a non-leisurely manner e.g. sport, an emergency, at play or at work.

NOVEMBER

City at Night:

A scene out-of-doors in a large town or city taken at night. It may consist of illuminations, buildings or people, but there must be evidence to show that the location conforms to the title. A picture of a neon sign with no surrounding detail would not be acceptable.

Competition Rules

See the club website for the full competition rules and responsibilities. In summary:

All financial members of the club are eligible to enter monthly competitions to a maximum of one entry in each of the four competitions (print and digital sections, comprising open and set subject, in either colour or monochrome). All images must be the original photographic work of the member, but may be digitally enhanced.

When entering the next competition remember that Gold and Silver award images may not be re-submitted in either digital or print format at another monthly competition. Similarly, images that come very close to resembling a previous Gold or Silver award entry are ineligible for entry in any section. Bronze and other entries may be converted to a higher standard based upon the judge's comments and only re-submitted in one subsequent competition.

Digital Images: Maximum digital image size is 1920(width) x 1080(height) pixels. A different ratio may be applied to the digital image (e.g. square or 'letterbox'), provided the maximum sizes are not exceeded. There is no limit on resolution.

Each digital image must be submitted as a JPEG file (*.jpg) and in sRGB profile and must have the following file title format: Digital Image Title_Open / Subject_Competitor Number.jpg e.g. Snowflakes_Open / Subject_151.jpg. Digital images are to be submitted to the Digital Images Coordinator by emailing them to fremantlecameraclub@gmail.com by 12 noon on the Sunday nine days prior to competition night.

Prints: Maximum print size is 40 x 50cms, including matt and backing. There is no minimum size. Maximum thickness of entry is 5mm, including print, matt and backing. Any print that does not fit within these maximum sizes may not be accepted for competition. Prints may be produced either commercially (i.e. a printing service) or by the member. Print entries must be properly secured to an appropriate backing of either cardboard or foam core. Members must not submit prints that may potentially damage other entries when packed or during transport.

Each print must be labelled with the following format: Image Title; Open / Subject; **and Competitor Name and number (ie not just number)** e.g. Raindrops; Open / Subject; John Smith 203, on the reverse side of the print in the top left hand corner of the mount board. This makes it easier to return prints.

Prints must be delivered to the Print Competition table at Club meetings no later than 7:15pm. The prints are to be placed facedown in the relevant competition area ie Subject or Open.

Points will be allocated in the monthly competition on the following basis:

- | | | |
|----|-------------------|---------------|
| a. | Gold | 5 points; |
| b. | Silver | 3 points; |
| c. | Bronze | 2 points; and |
| d. | Non-winning entry | 1 point |

Fremantle Camera Club 2021

Committee Members



Jane Fraser
President



Pat Halloran
Competition Director and
Digital Image Director



Matt Landy
Secretary



Trevor Hite
Treasurer & Webmaster



Marlene Bishop
Education Officer



Adam Smalley
Freographic Editor /
Communications



Dave Lester
Committee Member



Helena Kristel
Committee Member

SPONSORS

The club's annual competition prizes are generously sponsored by the following companies. Please show them your support by visiting them when you're next looking for equipment or advice.



Camera Electronic
230 Stirling St, Perth WA 6000
Phone: (08) 9328 4405
www.cameraelectronic.com.au



Team Digital
268 Lord Street, Perth WA 6000
Ph: (08) 9328 3377
www.teamdigital.com.au



Fitzgerald Photo Imaging
350 Fitzgerald St, North Perth WA 6006
Phone: (08) 9328 3778
www.fitzgeraldphoto.com.au



Camera House Fremantle
83 Market St, Fremantle WA 6160
Ph: (08) 9335 6464
www.camerahouse.com.au