




President's Report



The club meets at 7.30pm on the first and third Tuesday of every month (except January) at the North Fremantle Community Hall: 4 Thompson Road, North Fremantle (Harvest Road end). See the map at the bottom of our home page: www.fremantlecameraclub.com.

The first Tuesday is an educational evening and the third Tuesday is competition night. In addition there are social outings organised to improve and share our photography skills. See information in this month's Freographic and on the website. Guests are always welcome. Become a club member today!

Welcome to Freographic April/May 2022 issue

What's been going on of late. Well, I missed the last Comp night as I was away in Canberra celebrating my Mum's life, after she had passed away at 98 years young. Although the week before on her Birthday, she assured everyone she was 100. This had me thinking of all the times we had together over the past 60 odd years and how I was trying to reimagine the times we had together.

I put together the slideshow for her funeral service and kept thinking how much I hoped these images would mean to everyone in the family. While we had some old photos of mum, including one when she was riding her horse to retrieve the mail at around 15 yrs of age (apparently it was a 10 km ride), on her family property in the Snowy Mountains, NSW. It got me thinking of all the times we should have captured some of those wonderful times together growing up. Like when Mum was in her 50's and decided to take up smoking cigars much to her family's surprise. Or the times she cuddled her grandchildren and always got a smile as she whispered something personal to them.

Not just simply remembering her and the many changes we could see happening over the years, from distinctive haircuts to the distinguishing fashion changes to the intimate and personal change to her face and body as she aged.

Contact emails

The following email addresses have been set up for FCC business.

Secretary: secretary.fremantlecameraclub@gmail.com

Treasurer: treasurer.fremantlecameraclub@gmail.com

Freographic: editor.fremantlecameraclub@gmail.com

Website: web.fremantlecameraclub@gmail.com

Digital competition entries: fremantlecameraclub@gmail.com

Not only did these images invoke various emotions but often each photo triggered other memories and times the family had spent together. I found myself reliving the full panoply of emotions from memories long forgotten focused around the family.

I suppose the take-away for me is to remember to try and

capture as many of the day-to-day happenings around us we see but often forget to capture. While our memories can definitely retain a fantastic vision of those things as they happen, I think we need to document some of those memories so that maybe others might also enjoy those moments. I should add, while

my days at the funeral and other related commemorations were at times quite sad and reflective, we celebrated the birth of our first grandchild that same week. I've told them already I'm ready with the camera...call me the Paparazzi Poppy.

Pat Hallaran
President

Other News

Congratulations to Jan Robinson who had great success recently in the 2022 York Photographic Awards. Jan won the Creative section with her images "Night Heron" and was also awarded a Highly Commended in the Open section with "Landing Approach". Jan has been a very successful contributor to the WA photographic community for a number of years and has been awarded a large number of 1sts and Highly Commended with her entries in many of the local WA events.

As the Exhibition Director of the Perth National Photographic Exhibition (Royal Show), Jan reminds me that is on again this year, and we should start thinking about getting our images ready for the Show (entries will close around the 25th July). Over the past few years Fremantle Camera Club has been very successful in exhibiting at the Royal Show, with many of our members Winning or having Highly Commended results in the various categories.

And talking of Competitions, the WA Photographic

Federation (WAPF) is holding the first WA Photographic Salon and is Open for entries from the 24th of May 2022. There are 5 categories to enter: People: Places: Mono: Creative: and Open, with a maximum of 5 prints per person with a maximum of 2 prints per category. Entries will be \$30 for the first print and \$10 for each print thereafter up to a maximum of 5 per person. There are a few rules around entry etc so check out the website for details. (<https://waphotographicsalon.com.au/entry-requirements/>)



The Night Heron won the Creative section



Landing Approach received a Highly Commended

Australian Photographic Society Australian Cup



The Australian Cup is an Australia wide club competition that gives clubs and their members the opportunity to showcase their photography on the National stage. The images we submitted were selected from a large range of Golds and Silvers Awarded in Competition from the past few years, which will have been shortlisted by our internal sub-committee.



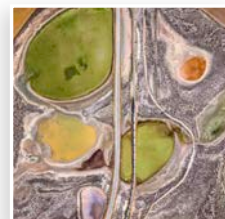
The Dive
Adam Smalley



Escapee
Adam Smalley



Distinguished Gentleman
Adam Smalley



Balidu Grain Train
Ben Clark



Good Catch
Jan Robinson



On the Tree Stump
Jan Robinson



Holding on
Jan Robinson




Salt lake scream
Ben Clark



Dot
Christine Chester



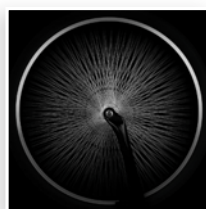
Mountaineers Mont Blanc
Helena Kristel



Precarious coupling
Ben Clark



Ghost
Phil Burrows



Slow Spin
Jason Eagle



Day becomes night
Jason Eagle




Morning Mist
Jason Eagle



Lancelin Sunrise
Pat Halloran



The High Priestess
Pat Halloran



Foggy Morning
Pat Halloran



Tadpole
Shirley Johnson



Kangaroo Warriors
Rhonda McInnes



ROYAL
AGRICULTURAL
SOCIETY
of WA

PHOTOGRAPHIC COMPETITION 2022

The Perth Royal Show Perth National Photographic Exhibition is the most prestigious industry competition held in WA.

The program conducted by the Royal Agricultural Society of Western Australia (RASWA) celebrates the best in Western Australia.

The evocative images of the Perth National Photographic Exhibition are a showcase of talent and technique from around Australia. The images will be on display at the Photography Pavillion during the Perth Royal Show with the public invited to vote for their favourite under the People's Choice banner.!

The 2022 Photographic is now open for entries, but closes on **Sunday 24TH July 2022, 5.00pm** so be sure to be quick and enter now.

Images can be entered in one of six (6) classes.

- 1. Youth**
- 2. Open Colour**
- 3. Nature**
- 4. Australian Rural Life**
- 5. Creative / Altered Reality**
- 6. Monochrome**

For details see:

<https://perthroyalshow.com.au/competitions/competition-entries/photography/>

EDUCATION REPORT FOR APRIL

We were privileged to have Martine Perret as our guest speaker for April.

Martine not only took us on a photographic journey but also gave us an insight into the experiences of dealing with UN peacekeeping missions in conflict zones.

The situations of dealing with political struggles, the Ebola crisis, the aftermath of war, along with capturing images whilst maintaining security, was an absorbing presentation.

As incredible as this was, Martine is also very talented in aerial photography and we were shown some captivating pictures that you could easily visualise printed on a gallery wall.


Not to stop there, Martine's also presented beautiful images of her cultural photos and exhibitions working with indigenous communities in WA.

Her images open your eyes and mind to the world from above and on the ground.

Keep an eye out for future exhibitions along with her books, Website and Instagram.

Marlene Bishop

Education Officer



<https://martineperret.photoshelter.com/>
<https://www.instagram.com/martineperret/>



June 7th Education Night A Night with Nick

A night not to miss with Nick Melidonis demonstrating how to edit and improve your images with various tricks and techniques.

As a corporate trainer and teacher in the past, he enjoys sharing and teaching about his journey in photography and has always been a keen explorer of the creative process of what makes a successful photographic image.

Nick is one of only three photographers to have won the AIPP 'Australian Professional Landscape Photographer of the Year' three times. Nick was awarded the West Australian Professional Landscape Photographer of the Year in 2005. He is also the 2011, 2013 and 2015 runner-up to the 'Australian Travel

Photographer of the Year'. In 2002, Nick achieved a Master of Photography from the AIPP and is currently an M. Photog. V (five gold bars)

In 2016, Nick won the silver medal in the Nature category (landscapes and wildlife) in the World Photographic Cup held in Portugal with 28 nations competing with his photo of the Camel Train, Nubra Valley, India ranked number two in the world in that category.

The same photograph was a finalist in the prestigious National Geographic 2016 Travel Photographer of the Year.



<https://nickmelidonis.com/workshops>

Using the Basic Sunny 16 Rule on a Sunny Day

For example, if you were out taking landscape photos on a sunny day, here's how you would know what shutter speed to select without relying on the automatic metering system on your camera.


Simply remember that when shooting at f/16 on a sunny day, the shutter speed should be “equal” to the ISO.

“Equal” in this case means the reciprocal of (i.e. one divided by that number). So, if you're shooting at ISO 100, then your shutter speed would only need to be at 1/100 second for the correct exposure. If you're shooting at ISO 800, then your shutter speed should be set to 1/800s.

Understanding Shutter Speed and Its Connection To ISO

If you are new to photography, then there are some fundamental settings that you should know more about. The first setting is Shutter Speed.

Shutter speed is the duration of time you allow light to fall on the camera's sensor. It's measured in seconds, and a single step doubles or halves the amount of light coming into the camera. In a low light scenario, the camera's shutter needs to be open longer to gather as much light as possible to create an exposure.



A shutter speed dial.
Photo by Agê Barros.

In the Simple Sunny 16 Rule example, as there is plenty of light due to a sunny day, the shutter doesn't need to be open for a long time.

So why do you need only to choose an ISO of 100 in this scenario?

To answer this, first, you need to know what ISO does. ISO is the sensitivity of the camera's sensor (or film). The higher the ISO value, the less light is needed to create an equivalent exposure. On your camera, this setting is measured in increments or steps that double or halve in value at each step. You'll

see this when manually changing the setting. ISO starts at 100 on most cameras and changes in individual steps to 200, 400, 800, 1600, 3200, 6400, 12800, and 25600.

As there is plenty of light in our example, the camera doesn't need to make the sensor as sensitive to light. ISO 100 will be enough to create a perfect exposure. If you choose a higher ISO like ISO 200, the resulting picture will become overexposed — assuming all other settings remain the same — as the camera's sensor is twice as sensitive to light compared to ISO 100.



Using the Basic **Sunny 16 Rule** on a Sunny Day

A rock cairn captured with a shallow depth of field. Photo by Fritz Rehde.

Understanding the Importance of the Exposure Triangle

Now that we understand how ISO and Shutter Speed interact with each other, the aperture is the final element left to discuss. Aperture forms another side of what people call the Exposure Triangle with the two other settings. When you adjust one setting, let's say the aperture, then you need to make the same level of step adjustments to one or both of the other two settings (shutter speed and ISO). By doing so, you won't gain an underexposed or overexposed image but a correctly exposed image.

So, why would you change your aperture? Why not shoot at $f/16$ all the time?

One reason to change your aperture is to control the amount of subject in focus within the frame. Think of this as creative control.

When you change the aperture, you control the depth of field in a photo. For instance, if you were to increase the opening aperture in the lens to $f/4$ instead of $f/16$, the background would appear more out of focus (have more bokeh).

If you took the same photo at $f/16$, then both the background and foreground would be in focus. So, having a maximum aperture of $f/4$ provides a more professional-looking photo in this example. You will gain beautiful bokeh in the background, allowing the foreground subject to shine without a distracting background.

The other main reason for opening the hole (aperture) in the lens to a larger size is to let more light through the lens. By doing so, you can reduce the ISO and decrease the time the shutter speed is required to gain a correct exposure. This is very useful if the sun isn't out. The Sunny 16 Rule won't apply if you come across this scenario. So what can you do?

Using the Sunny 16 Rule on Non-Sunny Days

Not all days are sunny, and not all photos will be taken at $f/16$. This creates a problem for the rule. To overcome the challenge, you need to think about the different apertures and how many steps they are from $f/16$. Once you have worked out the number of steps, then apply the same number of steps in the opposite direction to both the Shutter Speed and ISO.

The Sunny 16 Rule can be adapted to non-sunny days for exposure estimations. Photo by Filip Zrnzević.

This can take time to master as you will need to remember the 'strange' numbers associated with Aperture, Shutter Speed, and ISO. Practice is where you can hone your knowledge.

Using the Basic Sunny 16 Rule on a Sunny Day

Below is a guide of the different apertures you may encounter, plus how many stops of difference they are from f/16. Then to the right, you can match up the corresponding ISO, and Shutter Speed needed to gain correct exposure.

Type of Weather	Aperture	Number of Steps	Shutter Speed	ISO
Sunny Day	f/16	0	1/100	100
Partly Cloudy	f/11	1	1/200	200
Cloudy	f/8	2	1/400	400
Overcast	f/5.6	3	1/800	800
Dark Skies	f/4	4	1/1600	1600
Low Light	f/2.8	5	1/3200	3200

No Situation Is Going To Be Perfect

Fortunately, unlike photographers before digital photography, you don't have to carry around a light meter to figure out the appropriate settings. Digital cameras have in-built light meters to do all the metering for you. However, if you rely on the Sunny 16 Rule in the real world, you may face a mixture of lighting scenarios. You should therefore take the above settings as a guide.

In most cases, these settings will work; however, you may need to extend the latitude of steps (or what people refer to as stops) to gain correct exposure. Practice makes perfect, and remember you don't need to go out just on the bright sunny days to create photographs. Some of the best photos are taken in rain, hail, and shine!



Club Competition Nights

April Subject: Architecture/Mono

A picture of the entrance to a building or enclosure.

Judge: Kelly Barker



Silver
Into the Tunnel
Christine Chester



Gold
Aboretum
Pat Halloran



Silver
Keeper of the tower
Ben Clark




Silver
Entrances
Nadine Henley

Club Competition Nights

Digital Open

April



Gold
Buidlingsite Abstract
Ben Clark




Gold
Cheetah cubs
Nadine Henley

Club Competition Nights

Digital Open

April



Silver
Flying In
Jan Robinson



Silver
Saltlake Tree
Jason Eagle



Silver
Follow the Path
Alison Thorburn

Club Competition Nights

Print Subject April



Gold
Silver City
Adam Smalley



Silver
Here is the Door
Jeff Spickett



Silver
London Court Entry
Jan Robinson

Club Competition Nights

Print Open

April



Gold
Rocky Pool
Jeff Spickett



Gold
Heidi
Adam Smalley



Silver
Pylons
Yuri Grinbergs

Club Competition Nights

May Subject:

Portrait – Love and Affection

Any image which depicts love or affection between human beings or other creatures or between both, illustrating companionship, dependence, trust or any other facet of a loving or affectionate relationship

Judge: Ron Speed




Gold

Love my Grandad
Alison Thorburn



Gold

A Look
Shirley Johnson



Gold

Working together
Jeff Spickett



Silver
Father and baby daughter
 Helena Kristel




Silver
They call him Tiny
 Jane Fraserl



Silver
Freckles
 Ben Clark



Silver
Pink and Grey
Devotion
 Christine Chester



Silver
Young Chicks
 Adam Smalley



Silver
Rainbow Love
 Jan Robinson



Silver
Sisters
 Nadine Henley

Club Competition Nights

Digital Open

May



Gold

Birds of Prey
Pat Halloran



Silver

Sublimity
Alison Thorburn




Silver

Tanzanian Male
Nadine Henley

Club Competition Nights

Digital Open

May



Silver

Storm Brewing

Shirley Johnson



Silver

Red Tail Landing

Christine Chester



Silver

Holding on

Jan Robinson

Club Competition Nights

Print Subject May



Gold
You will Love Me!!
Pat Halloran



Gold
Cuddles
Adam Smalley

Club Competition Nights

Print Open


May



Gold
End of Summer
Jeff Spickett



Gold
Two Dragon Flies
Adam Smalley



Gold
Bright Spark
Jan Robinson



Gold
When the Stars Go Blue
Pat Halloran



Gold
Autumn
Nadine Henley

Digital Results

Results of Monthly
Competition 19 April

SUBJECT		
Gold	<i>Aboretum</i>	Pat Halloran
Silver	<i>Entrances</i>	Nadine Henley
	<i>Keeper of the tower</i>	Ben Clark
	<i>Into the Tunnel</i>	Christine Chester
Bronze	<i>Stadium Entry</i>	Jason Eagle
	<i>Temple Entrance</i>	Phil Burrows

OPEN		
Gold	<i>Buidlingsite abstract</i>	Ben Clark
	<i>Cheetah cubs</i>	Nadine Henley
Silver	<i>Flying In</i>	Jan Robinson
	<i>Follow the Path</i>	Alison Thorburn
	<i>Saltlake Tree</i>	Jason Eagle
Bronze	<i>Meal for a Robberfly</i>	Christine Chester
	<i>Remember The Lost</i>	Marlene Bishop

Print Results

SUBJECT		
Gold	<i>Silver City</i>	Adam Smalley
Silver	<i>London Court Entry</i>	Jan Robinson
	<i>Here is the Door</i>	Jeff Spickett
Bronze	<i>York Town Hall</i>	Pat Halloran

OPEN		
Gold	<i>Heidi</i>	Adam Smalley
	<i>Rocky Pool</i>	Jeff Spickett
Silver	<i>Pylons</i>	Yuri Grinbergs
Bronze	<i>For You</i>	Jan Robinson
	<i>Country Awakening</i>	Lawrie Beilin

Digital Results

Results of Monthly Competition 17 May

SUBJECT		
Gold	<i>A Look</i>	Shirley Johnson
	<i>Love my Grandad</i>	Alison Thorburn
	<i>Working together</i>	Jeff Spickett
Silver	<i>Father and baby daughter</i>	Helena Kristel
	<i>Freckles</i>	Ben Clark
	<i>Pink and Grey Devotion</i>	Christine Chester
	<i>Rainbow Love</i>	Jan Robinson
	<i>They call him Tiny</i>	Jane Fraser
	<i>Young Chicks</i>	Adam Smalley
	<i>Sisters</i>	Nadine Henley
	<i>Commitment</i>	Jason Eagle
Bronze	<i>Its Springtime</i>	Lawrie Beilin
	<i>Quiet moment</i>	Matt Landy
	<i>Rosella Kiss</i>	Steve Barnes
	<i>Young Love</i>	Phil Burrows

OPEN		
Gold	<i>Birds of Prey</i>	Pat Halloran
Silver	<i>Red Tail Landing</i>	Christine Chester
	<i>Storm Brewing</i>	Shirley Johnson
	<i>Sublimity</i>	Alison Thorburn
	<i>Tanzanian Male</i>	Nadine Henley
	<i>Holding on</i>	Jan Robinson
Bronze	<i>Swans in-morning-mist</i>	Steve Barnes
	<i>The swimmer</i>	Jeff Spickett
	<i>Bathers Beach</i>	Yuri Grinbergs
	<i>Dark Soul</i>	Adam Smalley
	<i>Dispute</i>	Mary Outh-Aut
	<i>Golden hour Balingup</i>	Lawrie Beilin
	<i>Majestic Rockies</i>	Liz Smith
	<i>Plastic cafe</i>	Ben Clark
	<i>School Nepal</i>	Matt Landy

Print Results

SUBJECT		
Gold	<i>You will Love Me!!</i>	Pat Halloran
	<i>Cuddles</i>	Adam Smalley
Bronze	<i>Love You Mummy</i>	Jan Robinson
	<i>Mum and Bub</i>	Nadine Henley

OPEN		
Gold	<i>Two Dragon Flies</i>	Adam Smalley
	<i>End of Summer</i>	Jeff Spickett
	<i>When the Stars Go Blue</i>	Pat Halloran
	<i>Bright Spark</i>	Jan Robinson
	<i>Autumn</i>	Nadine Henley
Bronze	<i>Time For Meditation</i>	Lawrie Beilin
	<i>Johnston Canyon</i>	Liz Smith

2022 Competition Leaderboard

Scores to May 2022

SUBJECT DIGITAL	
Ben Clark	13
Jan Robinson	12
Christine Chester	12
Shirley Johnson	11
Pat Halloran	10
Phil Burrows	9
Helena Kristel	9
Jason Eagle	8
Alison Thorburn	8
Adam Smalley	7
Nadine Henley	7
Jane Fraser	7
Jeff Spickett	7
Lawrie Beilin	6

OPEN DIGITAL	
Jan Robinson	12
Lawrie Beilin	9
Shirley Johnson	9
Pat Halloran	9
Christine Chester	9
Ben Clark	9
Jason Eagle	9
Nadine Henley	9
Jeff Spickett	8
Phil Burrows	8
Alison Thorburn	8
Helena Kristel	8

Scores to May 2022

SUBJECT PRINT	
Adam Smalley	15
Pat Halloran	10
Jan Robinson	8
Nadine Henley	5
Jeff Spickett	4
Lawrie Beilin	4
Liz Smith	3
Marlene Bishop	3
Yuri Grinbergs	2
Coral Jenkins	1

OPEN PRINT	
Adam Smalley	15
Jan Robinson	12
Jeff Spickett	10
Pat Halloran	9
Lawrie Beilin	9
Nadine Henley	8
Yuri Grinbergs	8
Marlene Bishop	4
Liz Smith	3
Coral Jenkins	1

2022 Club Subjects

Competition nights are held the third Tuesday of each month. The subjects for the monthly competitions have been set by the Committee and are as follows: Please pay careful attention to the definitions.

JUNE Nature

An image in which the dominant content is associated with Autumn and is a double exposure created in camera or in post production.

JULY Documentary

Street Photography - A subject lit by light not provided by or under the control of the photographer nor set up specifically for photographic purposes.
(e.g. a picture taken in low-level ambient light in which no supplementary light is added by the photographer).

AUGUST Landscape (The Grace Munday)

An image depicting some aspect of the weather e.g. storm [actual or impending] rain, hail, snow, fog or wind with a tree as the main subject. Normal sunny conditions or the aftermath are not acceptable

SEPTEMBER Architecture/Mono

A picture featuring steps or stairs either indoors or outdoors.

OCTOBER Abstract

An abstract image. Abstract photography is a method of expressing ideas and emotions with photographed image elements without the intention of creating a traditional or realistic image. By avoiding and going beyond the usual representations of an object, scene, or any particular element, it reveals details that are normally ignored and triggers the viewer's imagination.

NOVEMBER Documentary

Any subject [including people] photographed in Fremantle. The subject must be seen to be by virtue of appearance, style or use local to Fremantle.

Competition Rules

See the club website for the full competition rules and responsibilities. In summary:

All financial members of the club are eligible to enter monthly competitions to a maximum of one entry in each of the four competitions (print and digital sections, comprising open and set subject, in either colour or monochrome). All images must be the original photographic work of the member, but may be digitally enhanced.

When entering the next competition remember that Gold and Silver award images may not be re-submitted in either digital or print format at another monthly competition. Similarly, images that come very close to resembling a previous Gold or Silver award entry are ineligible for entry in any section. Bronze and other entries may be converted to a higher standard based upon the judge's comments and only re-submitted in one subsequent competition.

Digital Images: Maximum digital image size is 1920(width) x 1080(height) pixels. A different ratio may be applied to the digital image (e.g. square or 'letterbox'), provided the maximum sizes are not exceeded. There is no limit on resolution.

Each digital image must be submitted as a JPEG file (*.jpg) and in sRGB profile and must have the following file title format: Digital Image Title_Open / Subject_Competitor Number.jpg e.g. Snowflakes_Open / Subject_151.jpg. Digital images are to be submitted to the Digital Images Coordinator by emailing them to fremantlecameraclub@gmail.com by 12 noon on the Sunday nine days prior to competition night.

Prints: Maximum print size is 40 x 50cms, including matt and backing. There is no minimum size. Maximum thickness of entry is 5mm, including print, matt and backing. Any print that does not fit within these maximum sizes may not be accepted for competition. Prints may be produced either commercially (i.e. a printing service) or by the member. Print entries must be properly secured to an appropriate backing of either cardboard or foam core. Members must not submit prints that may potentially damage other entries when packed or during transport.

Each print must be labelled with the following format: Image Title; Open / Subject; **and Competitor Name and number (ie not just number)** e.g. Raindrops; Open / Subject; John Smith 203, on the reverse side of the print in the top left hand corner of the mount board. This makes it easier to return prints.

Prints must be delivered to the Print Competition table at Club meetings no later than 7:15pm. The prints are to be placed facedown in the relevant competition area ie Subject or Open.

Points will be allocated in the monthly competition on the following basis:

- | | | |
|----|-------------------|---------------|
| a. | Gold | 5 points; |
| b. | Silver | 3 points; |
| c. | Bronze | 2 points; and |
| d. | Non-winning entry | 1 point |

A photograph showing several soldiers in green uniforms and carrying gear, some crouching and others standing, in a field. In the background, two military helicopters are visible, one of which is landing or taking off. The scene is set in a grassy, hilly area under a cloudy sky.

Insights of the Vietnam War

GUIDED TOURS 17 | 18 | 19 August 10am-12pm

ARMY MUSEUM OF WA

Insights of the Vietnam War

**Three Guided Tours
17 | 18 | 19 August 2022
10am - 12pm**

On 18 August, we commemorate Vietnam Veterans' Day on the anniversary of the Battle of Long Tan in 1966. We remember the sacrifices of those who died and say thank you to almost 60,000 Australians who served during the 10 years of our involvement in the Vietnam War.

To commemorate this day, we invite you to join one of our expertly guided tours of the Museum as we take you through key events of the Vietnam War.

LOCATION

**Army Museum of Western Australia
Artillery Barracks, Burt Street, Fremantle WA 6160**


Morning tea included

FOR MORE INFORMATION AND BOOKINGS
<https://www.trybooking.com/BZJNQ>



Fremantle Camera Club 2022

Committee Members




Pat Halloran
President and
Competition Director



Matt Landy
Secretary



Marlene Bishop
Education Officer




Coral Jenkins
Treasurer



Adam Smalley
Freographic Editor /
Communications



Dave Lester
Committee Member



Jane Fraser
Committee Member

SPONSORS

The club's annual competition prizes are generously sponsored by the following companies. Please show them your support by visiting them when you're next looking for equipment or advice.



Camera Electronic
230 Stirling St, Perth WA 6000
Phone: (08) 9328 4405
www.cameraelectronic.com.au



Team Digital
268 Lord Street, Perth WA 6000
Ph: (08) 9328 3377
www.teamdigital.com.au



Fitzgerald Photo Imaging
350 Fitzgerald St, North Perth WA 6006
Phone: (08) 9328 3778
www.fitzgeraldphoto.com.au



Images Frames Signs
m: 0480 112 179
p: Shop 6, 676 Beeliar Drive, Success, WA, 6164
w: www.imagesframessigns.com.au
e: info@imagesframessigns.com.au